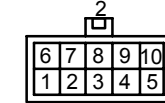
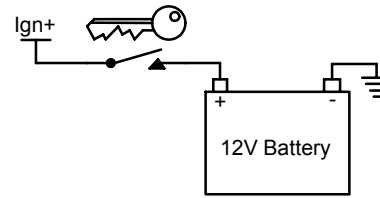


# Lexus A343E ECU Hall V 20.0

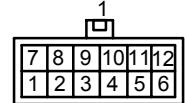
File Name: Lexus A343E ECU Hall V 20.0

Harness Required: G04 V2 & G06

Last Changed: 16/07/2012



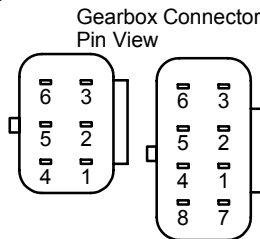
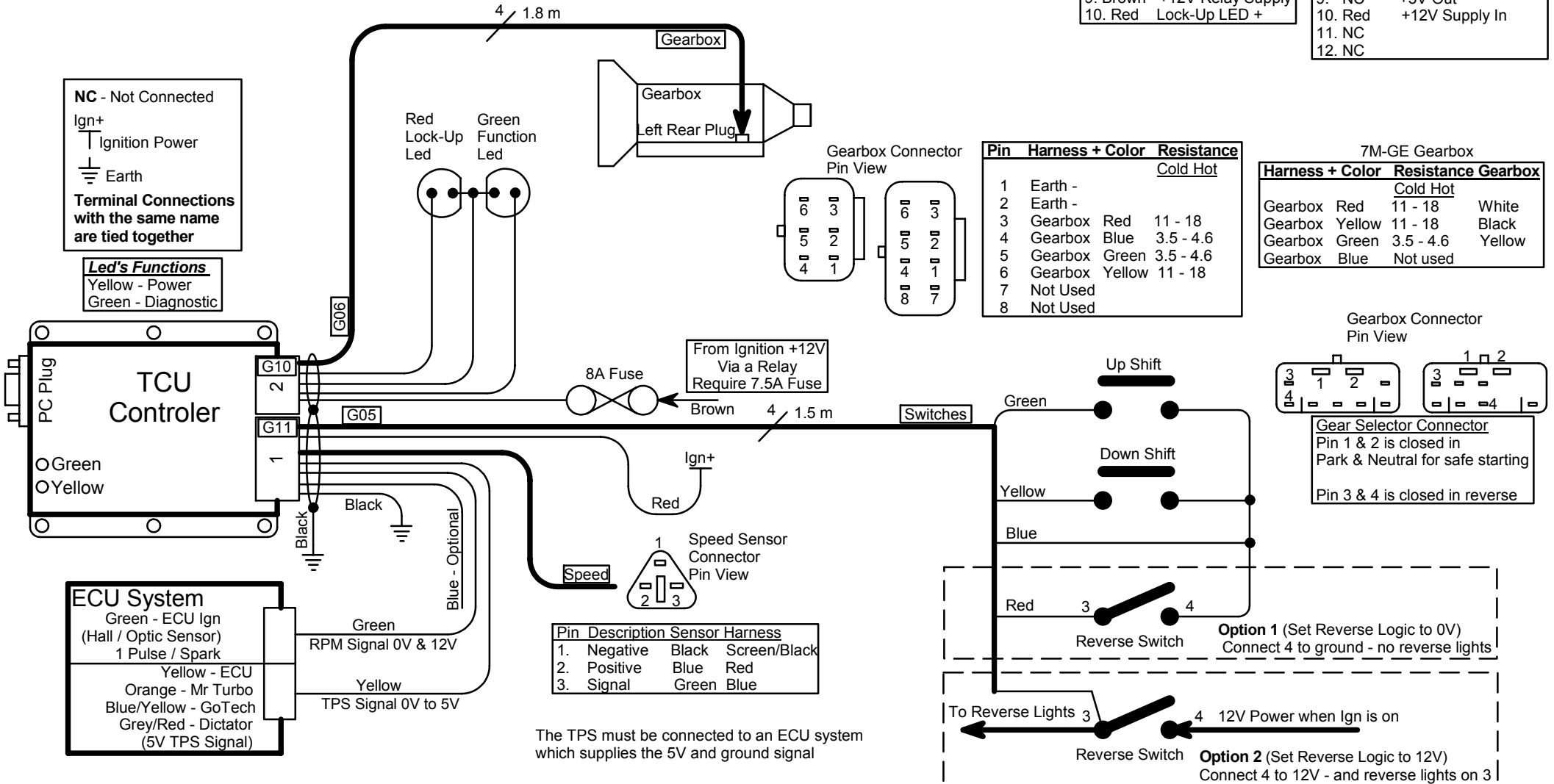
| Pin | Harness + Color | Resistance        |
|-----|-----------------|-------------------|
| 1.  | Blue            | Gearbox           |
| 2.  | NC              |                   |
| 3.  | Red             | Gearbox           |
| 4.  | NC              |                   |
| 5.  | Blue            | Mode LED +        |
| 6.  | Green           | Gearbox           |
| 7.  | NC              |                   |
| 8.  | Yellow          | Gearbox           |
| 9.  | Brown           | +12V Relay Supply |
| 10. | Red             | Lock-Up LED +     |



| Pin | Harness + Color | Resistance          |
|-----|-----------------|---------------------|
| 1.  | Yellow          | Down Shift Button   |
| 2.  | Yellow          | TPS Signal 0V to 5V |
| 3.  | Blue            | Map Signal 0V to 5V |
| 4.  | NC              |                     |
| 5.  | Blue            | Speed Sensor        |
| 6.  | Green           | RPM Pulse           |
| 7.  | Green           | Up Shift Button     |
| 8.  | Red             | Reverse Signal      |
| 9.  | NC              | +5V Out             |
| 10. | Red             | +12V Supply In      |
| 11. | NC              |                     |
| 12. | NC              |                     |

**NC - Not Connected**  
 Ign+ Ignition Power  
 Earth  
**Terminal Connections with the same name are tied together**

**Led's Functions**  
 Yellow - Power  
 Green - Diagnostic



| Pin | Harness + Color | Resistance |
|-----|-----------------|------------|
| 1   | Earth -         |            |
| 2   | Earth -         |            |
| 3   | Gearbox Red     | 11 - 18    |
| 4   | Gearbox Blue    | 3.5 - 4.6  |
| 5   | Gearbox Green   | 3.5 - 4.6  |
| 6   | Gearbox Yellow  | 11 - 18    |
| 7   | Not Used        |            |
| 8   | Not Used        |            |

| Harness + Color | 7M-GE Gearbox |         |
|-----------------|---------------|---------|
|                 | Resistance    | Gearbox |
|                 | Cold Hot      |         |
| Gearbox Red     | 11 - 18       | White   |
| Gearbox Yellow  | 11 - 18       | Black   |
| Gearbox Green   | 3.5 - 4.6     | Yellow  |
| Gearbox Blue    | Not used      |         |

| ECU System                            |                 |
|---------------------------------------|-----------------|
| Green - ECU Ign (Hall / Optic Sensor) | 1 Pulse / Spark |
| Yellow - ECU                          |                 |
| Orange - Mr Turbo                     |                 |
| Blue/Yellow - GoTech                  |                 |
| Grey/Red - Dictator                   | (5V TPS Signal) |

| Pin | Description | Sensor | Harness      |
|-----|-------------|--------|--------------|
| 1.  | Negative    | Black  | Screen/Black |
| 2.  | Positive    | Blue   | Red          |
| 3.  | Signal      | Green  | Blue         |

The TPS must be connected to an ECU system which supplies the 5V and ground signal

